



The Pretreatment Effluent Pumping System (PEP)



Information Guide

UTILITY CUSTOMER SERVICE
386-986-2360



Drains

To protect the PEP System and to help prevent your house lines from clogging,

DO NOT THROW THE FOLLOWING DOWN THE DRAIN:

- Plastic of any kind
- Sanitary napkins
- Cigarette butts
- Contraceptives
- Excessive grease
- Coffee grounds

Common Questions Cont'd.

What happens if there is a power failure?

If the power is off, the pump will not operate. However, a reserve capacity in the pretreatment tank allows a normal day's usage before any difficulty may be experienced. During situations where a prolonged outage is possible, i.e. hurricanes or wildfires, you should follow a strict water conservation program. For example, limit showers or, if possible, shower at a friend's home who may have power or lives in a gravity area, wash dishes outside or use disposable plates and utensils, and only flush toilets when necessary.



In a continuing effort to keep our customers informed about services available from the City of Palm Coast, we have prepared this guide especially for the homeowners who are users of the Pretreatment Effluent Pumping System (PEP).

What is PEP?

The PEP System is part of our central sewage system designed for your particular area. It is important that you have a basic understanding of how the system operates.

The PEP System has distinct characteristics as follows:

- Smaller pipes made from PVC
- The pipe does not have to be laid as deeply in the ground as the conventional gravity system
- Intrusion of ground water is virtually eliminated
- Manholes are not required
- The system allows freedom in site layouts of new developments



Common Questions Concerning PEP Systems

Will I hear the pump run?

Every time about 50 gallons of water is used, the submersible pump will automatically turn on and run for approximately 2-3 minutes. Under normal conditions, the system will pump 40 gallons per minute. You probably won't be able to hear the system running.

Who maintains the system?

All system components from the pretreatment tank to the treatment plant inclusive, are maintained by the Utility Department. The Utility maintains an around the clock, on-call technician should any problems arise.

What do I do if I have an alarm?

Should the PEP system malfunction, the red light will come on and an audible alarm will sound. Call the Utility Department Customer Service at **(386) 986-2360**. Do not be alarmed, but please reduce the amount of water usage until the problem has been corrected.

The Pump Assembly



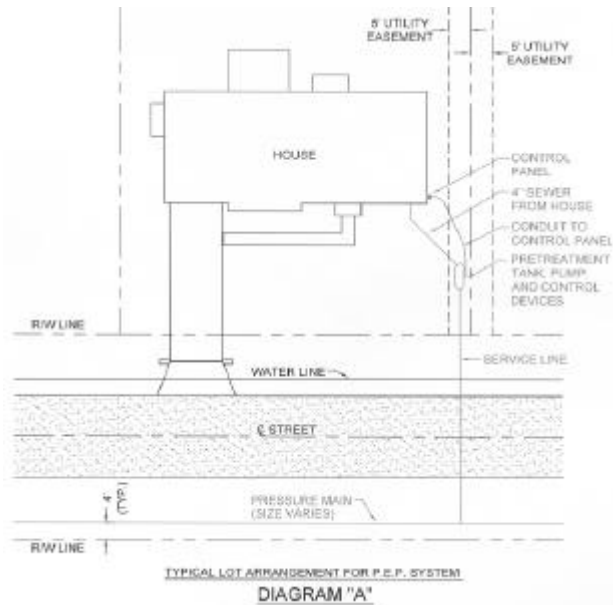
After the PEP Tank and control panel have been installed it is time for the installation of the pump assembly. The technician installs and terminates the pump as well as the plumbing necessary to complete the PEP System.

Who Owns the System?



The system is owned and operated by the City of Palm Coast Utility Department. The on-lot equipment consists of the pretreatment tank, pump, control panel and miscellaneous appurtenances.

Where is the PEP Tank Located?



The Utility department will work with your builder in determining on which side of your house the PEP tank and control panel will be installed.

To help you understand how the PEP system operates, we have included two (2) diagrams and several typical questions often asked about the system. Diagram "A" shows the typical lot arrangement.

Controls and Alarms


On the control panel, located on the side of your house, you will notice there is a red light and a green light on the side nearest the road. The green light indicates that the control panel is energized and



should always be illuminated. The red light is part of an audio-visual high water alarm. Should the PEP System malfunction, the red light will come on and an audible alarm will sound. If this happens, you should press the audible alarm button located on the bottom of the panel and call Customer Service immediately, **(386) 986-2360**.

PEP Electrical Panel

The system electrical panel is placed on the sidewall of the house closest to the PEP tank. This is terminated to the 115v service supplied by the contractor and installed by a



contracted licensed electrician. The panel houses all of the electrical components necessary to operate the system including the circuit breakers, audio and visual alarms and pump run clocks.

PEP Tank and Components

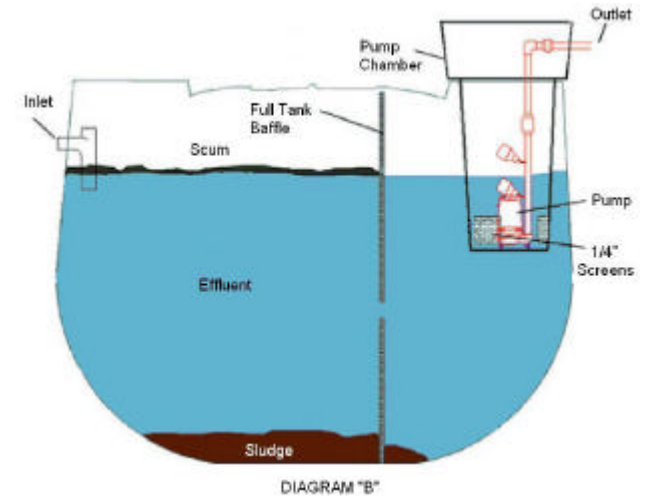


Diagram "B" shows a fiberglass tank similar to the one presently used by the Utility Department. As you can see, wastewater from the house travels through a 4-inch diameter pipe into the pretreatment tank. In the tank, the wastewater is treated anaerobically. When the liquid level in the tank reaches the proper height, the control system turns on the pump which pumps a set volume of liquid out of the tank through the service line to the pressure main and on to the Wastewater Treatment Plant.

What is the Owner's Responsibility?



It will be the owner's responsibility to connect the house sewer to the PEP tank and to supply electrical power to the control panel. The control panel shall be supplied by a 115-volt, single phase, 20 amp circuit direct from the house's main

electrical distribution panel. This should be a dedicated circuit without other lights, receptacles or appliance connected.

PEP Tank Install



The PEP represents nearly half of the collection system.

The PEP tanks are installed on the property line opposite the water meter in the utility right - of - way easement. The tank is placed at a depth to maintain proper fall according to Code to assure proper operation. The tank is then connected to the PEP manifold system and is then ready for the plumber to connect the service from the house.